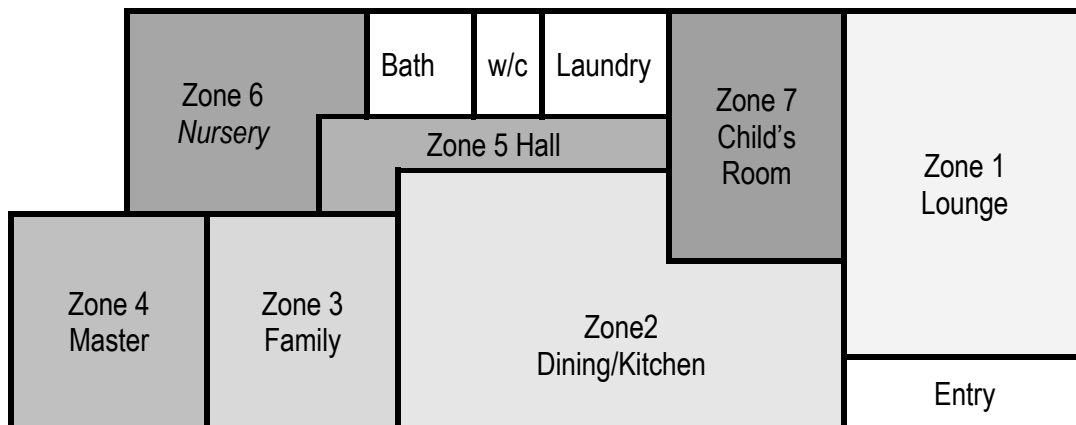




## DISPLAY HOME

The product information contained in this brochure is designed to assist you in your visit through our Display Home. The models on display are fully operational and were carefully selected to provide an accurate simulation of your home environment. The various options and possible combinations we have on site reflect the latest in design and technology found in the marketplace today. All our demonstration models are very user friendly and we invite you to pick up a remote control and check out the functions for yourself.

For further details, unit specifications, prices and other available products, please see our Sales Consultants or make an appointment for a free, no obligation home consultation.



### Zones:

- 1 - Lounge
- 2 - Dining / Kitchen
- 3 - Family
- 4 - Master Bedroom
- 5 - Hallway
- 6 - Nursery
- 7 - Child's Room

Formerly Temperature Maintenance Ltd

□ Zone 1 - Lounge

## Ceiling Diffusers

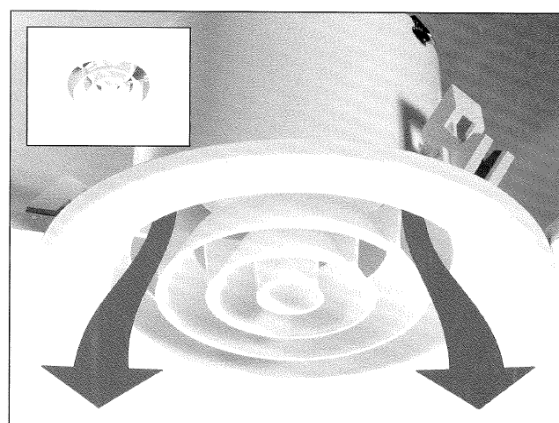
In the house we have a variety of diffusers from various suppliers enabling you, the customer, to see how these unique ventilation elements, available in a wide range of designs, can provide different air flow patterns.

- 1) **Daikin manufactured Inverter Ducted System model FDYP71DLV1/RZP71DV1** with 6 ceiling diffuser grills and 1 return air grill.

**a) PalTech DownJets:**

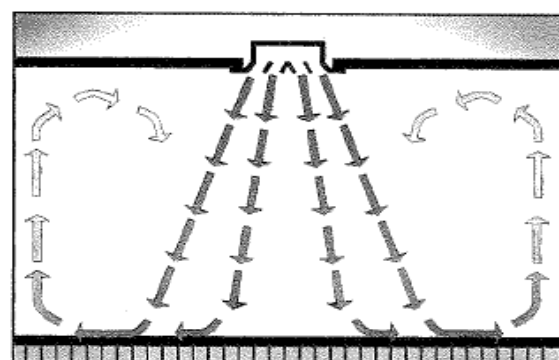
This diffuser directs heating directly to the floor to try and stop stratification of air. These units have the following features:

- Brings the heat to your feet
  - Pleasing flush ceiling fit
  - Whisper quiet
  - Etched surface will not reflect light or shine
  - Washable and can be easily painted
  - Simple removal of inner core for proper balancing
  - Low air resistance
  - Available in 150mm and 200mm diameter.
  - Easy one step installation
- \*Available in white



**b) CMPADJ**

The CMPADJ series of diffusers is based on the CMP series of diffusers with the addition of air pattern control. During winter, adjustment of the louvers located on the outer frame allow warm air to be directed downwards for improved comfort conditions.



*Typical air movement, ensuring even air distribution at floor level*

- 2) **Daikin Single Split System** (suitable for Lounge/Living, Dining & Kitchen Areas)  
**Inverter Floor Mounted Split System model FVXS35FV1A/RXS35EVMA**

\*See information sheet in holder next to unit

3) **Daikin Single Split System** (suitable for Lounge/Living & Open Plan Areas)  
**Inverter Hi-Wall Mounted Split System** model **FTXS50FVMA/RXS50FAVMA**

\*See information sheet in holder next to unit

4) **Accessories / Visual Effect**

**Bosini** Electric Fire model on display (Black matte finish)

\*See information sheet in holder next to unit

 Zone 2 - Dining / Kitchen

1) **Daikin Single Split System** (suitable for Lounge, Dining, Family Areas & Hallways)  
**Inverter Hi-Wall Mounted Split System** model **FTXG35EVMA/RXG350EVMA Silver**

\*See information sheet in holder next to unit


2) **Return Air Filter Grill**

Model on display is an example of the Egg Crate, **EC 125 RR Filter Return** is part of the ducted system

These grills return air back to the ducted system and have a washable & removable filter. You may have a number of these in a house and they are usually positioned in the Lounge and Hall areas. The supply air from the ducted system is dependent on good return air.

3) **Daikin Cassette System** (display only)

A Daikin Cassette system has been fitted to illustrate use in a domestic setting. Although this type of product is generally found in commercial settings, they are a suitable choice for areas requiring more cooling rather than heating.

 Zone 3 – Family

1) **Daikin Split System** (suitable for Lounge & Dining & Family Areas)  
**Inverter Floor console Split System** model **FLXS50BVMA/RXS50FAVMA**

\*See information sheet in holder next to unit

2) **Holyoake Round diffuser for Ducted System**

These units have the following features:

- Pleasing flush ceiling fit
- Whisper quiet
- Etched surface will not reflect light or shine
- Washable and can be easily painted
- Simple removal of inner core for proper balancing
- Low air resistance
- Available in 150mm and 200mm diameter.
- Easy one step installation

\*Available in white

Formerly Temperature Maintenance Ltd

### 3) **Floor Grilles** (display only)

These are used for under floor systems and we have a number of designs to suit different styles of homes from Modern to Character.

## Zone 4 - Master Bedroom

### 1) **Daikin Single Split System**

*(suitable for Lounge & Dining & Family Areas)*

**Inverter Hi-Wall Mounted Split System** model **FTXS25EVMA/RXS25EVMA** (painted).

*\*See information sheet in holder next to unit*

### 2) **Linear Slot Grill** *(in front of floor to ceiling window also suitable for Living/Lounge areas)*

These grilles provide a functional yet elegant alternative to ceiling grilles. They are available in a range of lengths and widths and can also be painted to blend with your décor.

## Zone 5 – Hallway

### 1) **Side-wall grill** *(near floor next to hall closet)*

These grilles provide a double deflection. The side wall-mounted supply air grilles are mounted at high or low level and are suitable for a wide variety of applications.

The fully adjustable deflection vanes provide maximum air pattern, flexibility on two planes; vertical and horizontal.

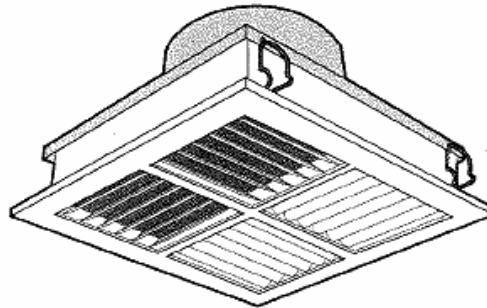
### 2) **Daikin Single Split System** *(suitable for Lounge & Dining & Family Areas)*

**Inverter Hi-Wall Mounted Split System** model **FTXG35EVMA/RXG35EVMA** *(available in white or silver)*. *\*See information sheet in holder next to Dining area unit*

**Zone 6 – Nursery**

**1) MDO – Multi-Directional Outlet diffuser for Ducted system**  
(corner of room next to closet door)

**MDO SERIES**  
Multi-Directional Outlet (Diffuser)

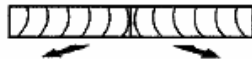


**General**

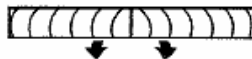
The MDO is designed to allow the user to control the air flow pattern in a room by simply positioning its four louvre panels to direct air flow where required. The MDO diffuser is a versatile choice for most rooms including those with sloping ceilings or unusual shape.

**Operation**

The curved shape of the louvre vanes is designed to enhance the diffuser performance for different applications. For the distribution of cool air, the louvre panels are set to deflect air horizontally across the ceiling.



For high ceilings and warm air distribution, the louvre panels are inverted to achieve a 40° downward air throw.

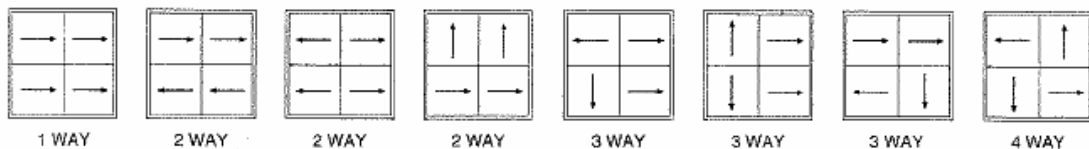


For spot cooling and heating, the louvre panels oppose each other for a vertical down air throw.



**Air Flow Patterns**

The MDO Diffuser's four louvre panels are simply positioned to direct air flow where required.



**Construction**

The MDO is constructed of clean white tough polypropylene which is lightweight, easy to clean and suits most room decors.

**Installation**

For plasterboard or similar ceilings, an installation kit containing four spring steel securing clips is available.

**Sizes**

The MDO is available ex stock in two sizes: **230 x 230 mm neck (265 x 265 mm face)**  
**300 x 300 mm neck (335 x 335 mm face)**

Formerly Temperature Maintenance Ltd

## ■ Zone 7 - Child's Room

### 1) **PalTech Round ceiling diffuser for Ducted system**

#### **Features:**

- Pleasing flush ceiling fit
- Whisper quiet
- Etched surface will not reflect light or shine
- Washable and can be easily painted
- Simple removal of inner core for proper balancing
- Low air resistance
- Available in 150mm and 200mm diameter.
- Easy one step installation

\*Available in white

### 2) **Wall diffuser for Ducted system**

(high level in the corner to the left of the closet doors, also *suitable as delivery/supply wall grills at floor level.*)

These grills provide a functional yet elegant alternative to ceiling grills. They are available in a range of lengths and widths and can also be painted to blend with your décor.

On behalf of all the Heat Pump Air Conditioning Ltd staff and Management, we would like to thank you for your interest and hope you have enjoyed your informative tour of our Display Home and the products we offer.

The following HPAC Team are at your service.

#### **Management Team**

John Kelly, Managing Director  
Sue Kelly, Administrator  
Kay McQuilkin, Credit Controller  
Adrienne Kelly, Accounts

#### **Service & Installation**

Ian Wickins, Service Manager  
Trish Norton, Service Coordinator  
Craig Turner, Electrician  
Luke Moir, Commercial Foreman  
Paul Crichton, Storeman  
Field Technicians & Engineers

#### **Sales Staff**

Simon Kelly, Sales Manager  
Allan Kelly, Sales Engineer  
Nicole Bourque, Sales Consultant  
Chris McLaughlin, Sales Consultant  
Sandie Mason, Sales Coordinator  
Paul Kelly, Marketing & Advertising

#### **Trading Hours**

Monday to Saturday - 10AM to 4PM

Formerly Temperature Maintenance Ltd